

THE PRIVATE SECTOR  
ORGANISATION OF JAMAICA LTD.  
39 HOPE ROAD,  
P.O. Box 236,  
KINGSTON 10,

## CONSUMER PRICE INDICES

MARCH 1992

The All Jamaica 'All Group' Consumer Price Index at March 1992 was 355.7. This is 4.7 percent higher than the index for February which was 339.6.

The regional indices were:—

Kingston Metropolitan Area	353.1 (up by 4.9%)
Other Towns	356.2 (up by 4.3%)
Rural Areas	358.9 (up by 4.9%)

The index for the group 'Food and Drink' which rose by 5.0 percent was the most influential group index this month. All sub-group indices recorded increases, the highest being for the sub-group 'Starchy Foods' up by 7.4 percent. There were higher prices for yams, sweet and irish potato, dasheen, plantains and breadfruit. Higher prices for beef, pork, fish and salted codfish led to a 6.5 percent rise in the sub-group index for 'Meat, Poultry and Fish'. There were also higher vegetable prices this month resulting in a 6.2 percent increase in the index for the sub-group 'Vegetables and Fruit'.

There was a 5.2 percent rise in the index for 'Fuels and Household Supplies'. An increase of 6.2 percent in the sub-group index for Household Supplies was the result of price movements for powdered washing soap, floor polish, steel wool and matches.

The sub-group index for 'Healthcare and Personal Expenses' rose by 5.5 percent. Items recording price increases included toothpaste, hair-dos, sanitary supplies and doctor's fees.

The inflation rate for the first three months of 1992 was 18.8% and for the fiscal year 1991/92 it was 105.8 percent.

Table 1 below shows the All Group and main group movement for March and February 1992.

Consumer Price Indices by Groups - March 1992

Table 1

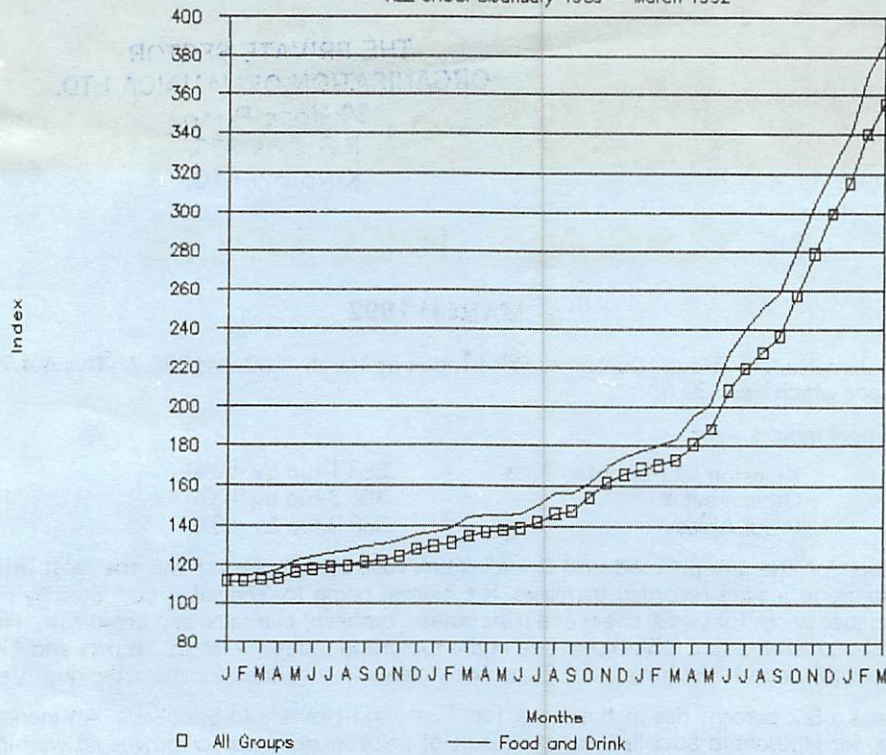
GROUP	All Jamaica		Kingston Metropolitan Area		Other Towns		Rural Areas	
	Mar.	Feb.	Mar.	Feb.	Mar.	Feb.	Mar.	Feb.
<b>ALL GROUPS</b>	355.7	339.6	353.1	336.7	356.2	341.6	358.9	342.2
Food and Drink	388.4	369.9	389.3	369.7	389.5	372.4	386.8	368.7
Fuels and Other Household Supplies	378.7	359.9	379.1	360.3	380.9	358.1	376.7	360.6
Housing	294.3	286.5	272.4	264.6	315.0	308.7	336.4	326.6
Household Furnishings and Furniture	279.7	272.7	306.0	299.4	272.0	262.6	260.8	255.1
Healthcare and Personal Expenses	337.5	319.7	328.8	309.4	333.3	321.7	360.3	342.0
Personal Clothing, Footwear and Accessories	339.0	305.7	384.6	343.0	300.9	282.3	313.2	280.3
Transportation	300.7	294.3	308.6	307.5	314.4	306.9	281.1	268.1
Miscellaneous Expenses	276.7	272.0	275.3	272.0	285.5	277.5	272.6	267.8

RECEIVED 19 MAY 1992



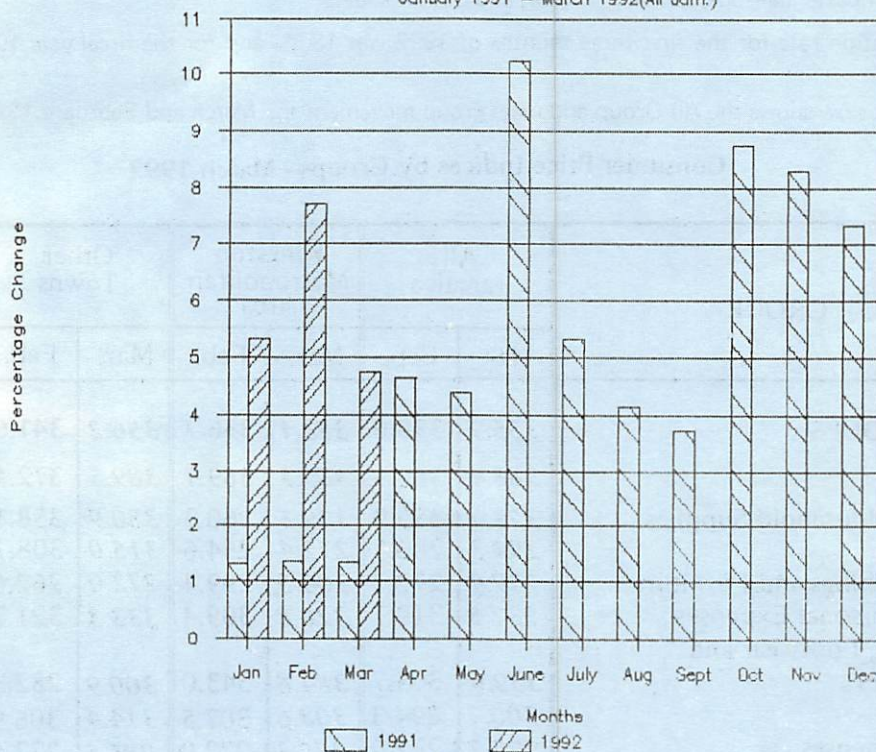
# CONSUMER PRICE INDEX , ALL JAMAICA

ALL GROUPS: January 1989 - March 1992



## Monthly Percentage Change, All Groups

January 1991 - March 1992 (All Jam.)

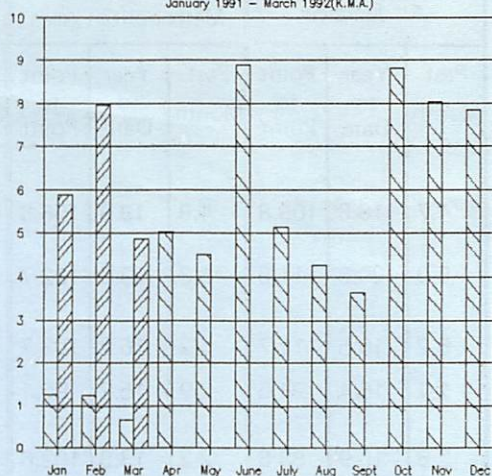




# Monthly Percentage Change, All Groups

January 1991 - March 1992(K.M.A.)

Percentage Change

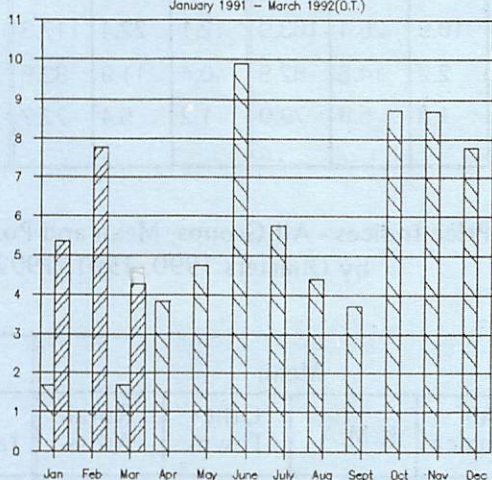


Months  
1991 1992

# Monthly Percentage Change, All Groups

January 1991 - March 1992(O.T.)

Percentage Change

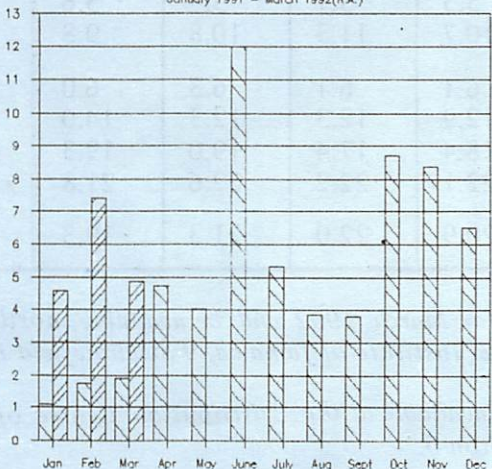


Months  
1991 1992

# Monthly Percentage Change, All Groups

January 1991 - March 1992(R.A.)

Percentage Change



Months  
1991 1992

**Consumer Price Indices - All Areas - Percentage Increases over Past Month,  
and 1991 Point to Point (12 Months)**

**Table 2**

Group	All Jamaica			Kingston Metropolitan Area			Other Towns			Rural Areas		
	Past Month	Year to Date	Point to Point	Past Month	Year to Date	Point to Point	Past Month	Year to Date	Point to Point	Past Month	Year to Date	Point to Point
<b>ALL GROUP</b>	4.7	18.8	105.8	4.9	19.9	106.3	4.3	18.4	106.2	4.9	17.8	104.8
Food and Drink	5.0	20.6	111.6	5.3	23.0	102.7	4.6	20.0	110.8	4.9	18.3	108.3
Fuels and Other Household Supplies	5.2	16.5	111.7	5.2	16.5	103.7	6.4	18.2	114.1	4.5	15.3	119.7
Housing	2.7	15.4	94.5	2.9	15.2	90.1	2.0	15.8	105.6	3.0	15.4	111.4
Household Furnishings and Furniture	2.6	15.9	88.8	2.2	13.8	102.6	3.6	18.3	86.9	2.2	20.0	78.0
Health Care and Personal Expenses	5.5	20.8	113.6	6.3	25.9	113.0	3.6	20.5	111.5	5.4	19.8	122.1
Personal Clothing, Footwear and Accessories	10.9	26.4	103.9	12.1	22.4	117.3	6.6	21.8	98.7	11.7	36.3	92.6
Transportation	2.2	14.5	82.8	0.4	11.9	82.8	2.4	15.8	93.7	4.8	15.6	74.6
Miscellaneous Expenses	1.8	5.9	79.0	1.2	5.4	72.7	2.9	7.3	82.8	1.8	5.3	83.6

**Consumer Price Indices - All Groups, Mean and Point to Point Increases  
by Quarters 1990, 1991, 1992**

**Table 3**

Period		Mean				Point to Point			
		All Jamaica	K.M.A.	Other Towns	Rural Areas	All Jamaica	K.M.A.	Other Towns	Rural Areas
1990	March	5.6	5.8	5.8	5.3	5.3	5.1	5.7	5.3
	June	4.6	4.8	4.6	4.4	3.2	3.4	3.2	2.8
	September	5.3	5.1	5.4	5.6	6.1	5.9	6.3	6.1
	December	10.7	11.3	10.8	9.8	12.7	13.6	12.6	11.6
1991	March	6.1	6.1	6.3	6.0	4.1	3.2	4.5	4.8
	June	12.9	12.3	12.3	14.0	20.3	19.5	19.5	22.0
	September	18.4	17.4	19.0	19.3	13.8	13.6	14.5	13.6
	December	22.1	22.2	22.6	21.8	26.5	26.7	27.3	25.7
1992	March	20.9	22.0	21.3	19.3	18.8	19.9	18.4	17.8

*The full report for March 1992 will be available shortly. Inquiries may be made to the Information Section, Statistical Institute of Jamaica, 9 Swallowfield Road:— Telephone: 926-2175-6.*

*This Bulletin is available at the Distribution Centre of the Statistical Institute of Jamaica, 9 Swallowfield Road, Kingston 5.*