



Remittances Bulletin

April 2020

Remittance Service Providers as at 31 Dec 2019

	Dec-2018	Dec-2019
New locations licensed	50	59
Locations closed	22	30
Number of locations	453	482
Licences relinquished/revoked	92	42
Number of licences	644	679
Number of primary agents	6	6

Macro-economic Indicators*

	2017*	2018**	2019**
Remittance/Population (US\$)	885.0	858.1	885.7
Remittances/GDP	16.4	16.0	15.3
Remittances/Tourist Expenditure	82.1	75.7	67.1
Remittances/Exports	173.7	123.8	168.1
Remittances/FDI Inflows	259.9	302.8	362.9
Remittances/Imports	47.8	43.1	38.1

	2017*	2018**	2019**
Remittance/Population (US\$)	885.0	858.1	885.7
Remittances/GDP	16.4	16.0	15.3
Remittances/Tourist Expenditure	82.1	75.7	67.1
Remittances/Exports	173.7	123.8	168.1
Remittances/FDI Inflows	259.9	302.8	362.9
Remittances/Imports	47.8	43.1	38.1

* in relation to Remittance Inflows



Download Statistics

[Remittance Inflows & Outflows](#)
[Balance of Payments](#)
[Foreign Direct Investment](#)
[Tourism](#)
[National Summary Data Page](#)

Contact information

Telephone: 876 922 0750
 Website: www.boj.org.jm
 Email: publications@boj.org.jm

This Bulletin presents a summarized monthly update on Jamaica's Remittance statistics.

Prepared by: Economic Information & Publications Department

Copyright © Bank of Jamaica 2019. All rights reserved.

Chart 1: Growth in Net Remittances (y-o-y) (per cent)

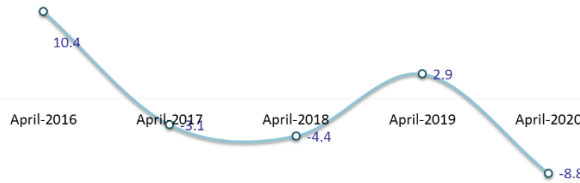


Table 1: Jamaica's Remittances (US\$ Millions)

	April 2019	April* 2020	chg	%chg	January - April 2019	January - April 2020	chg	%chg
Total Remittance Inflows	201.7	181.8	-19.9	-9.8	756.9	747.6	-9.3	-1.2
Remittance Companies [^]	169.7	150.6	-19.1	-11.3	634.5	623.7	-10.8	-1.7
Other Remittances	31.9	31.2	-0.7	-2.3	122.4	123.9	1.5	1.2
Total Remittance Outflows	26.6	22.1	-4.5	-16.9	87.9	84.0	-3.8	-4.4
Net Remittances	175.1	159.7	-15.4	-8.8	669.1	663.6	-5.5	-0.8

* Provisional

** Growth relative to the corresponding period of the previous year

[^] Flows through Remittance Companies

Chart 2: Share of Remittance Inflows from Source Countries April 2020

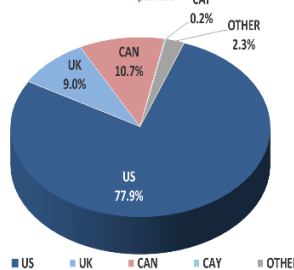


Chart 3: Remittances for Selected Countries January-April 2020 (year-over-year % Growth)

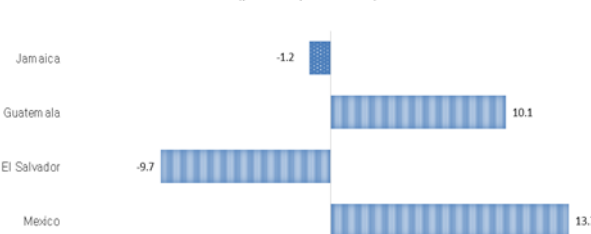
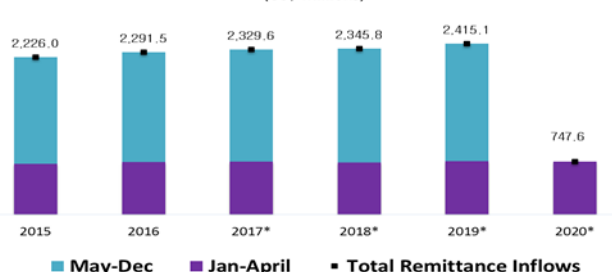


Chart 4: Remittance Inflows to Jamaica (US\$ Millions)



April 2020:

Net remittance inflows of **US\$159.7 million** decreased by **8.8 per cent** or **US\$15.4 million** relative to April 2019 (Chart 1). The decrease was reflective of a decrease in gross remittance inflows of **9.8 per cent** or **US\$19.9 million** partially offset by a decrease of **16.9 per cent** or **US\$4.5 million** in outflows. The decrease in gross remittance inflows was attributable to decreases of **2.3 per cent** and **11.3 per cent** in *Other Remittances* and *Remittance Companies*, respectively (Table 1).

January to April 2020:

Net remittance inflows of **US\$663.6 million** decreased by **0.8 per cent** or **US\$5.5 million** relative to the previous corresponding period. The decrease was reflective of a **1.2 per cent** or **US\$9.3 million** decrease in remittance inflows partially offset by a decrease of **4.4 per cent** or **US\$3.8 million** in outflows. The decrease in inflows was attributable to a decrease of **1.7 per cent** in *Remittance Companies* partially offset by an increase of **1.2 per cent** in *Other Remittances* (Table 1).

Source of Remittance Inflows:

The largest source market of remittances to Jamaica in April 2020 remained the USA, whose share increased to **77.9 per cent**, from **65.8 per cent** recorded April 2019. The remaining share of remittances for April 2019 came from Canada at **10.7 per cent**, followed by UK and the Cayman Islands at **9.0 per cent** and **0.2 per cent**, respectively (Chart 2).

Comparison with Other Countries:

Jamaica's growth rate of **-1.2 per cent** was below Mexico which registered a growth rate of **13.7 per cent**. Guatemala and El Salvador registered growth rates of **10.1 per cent** and **-9.7 per cent**, respectively.

Overall, the January to April 2020 period had remittance inflows totalling **US\$747.6 million**, (Chart 4).

